

THE MOST DEPENDABLE SOLAR BRAND

EAGLE 72HM G2

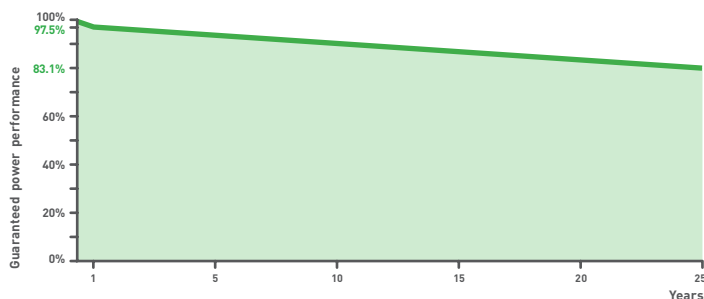
390-410 WATT • HALF CELL MONO PERC MODULE

Positive power tolerance of 0~+3%

- NYSE-listed since 2010, Bloomberg Tier 1 manufacturer
- Best-selling module globally for last 4 years
- Top performance in the strictest 3rd party labs
- 99.9% on-time delivery to the installer
- Automated manufacturing utilizing artificial intelligence
- Vertically integrated, tight controls on quality
- Premium solar panel factories in USA and Malaysia

LINEAR PERFORMANCE WARRANTY

25-Year Performance Warranty



Nomenclature:
JKM410M-72HL-V

Code	Cell	Code	Cell	Code	Certification
null	Full	null	Normal	null	1000V
H	Half	L	Diamond	V	1500V



- ISO9001:2008 Quality Standards
- ISO14001:2004 Environmental Standards
- IEC61215, IEC61730 certified products
- OHSAS18001 Occupational Health & Safety Standards
- UL1703 certified products

KEY FEATURES



Diamond Half Cell Technology

World-record breaking efficient mono PERC half cut solar cells deliver high power in a small footprint.



Designed for Long Life

Uses the same DuPont protective film as the Space Station, Mars Lander, and jetliners. 25-year warranty.



Shade Tolerant

Twin array design allows continued performance even with shading by trees or debris.



Power Boost in Cloudy Conditions

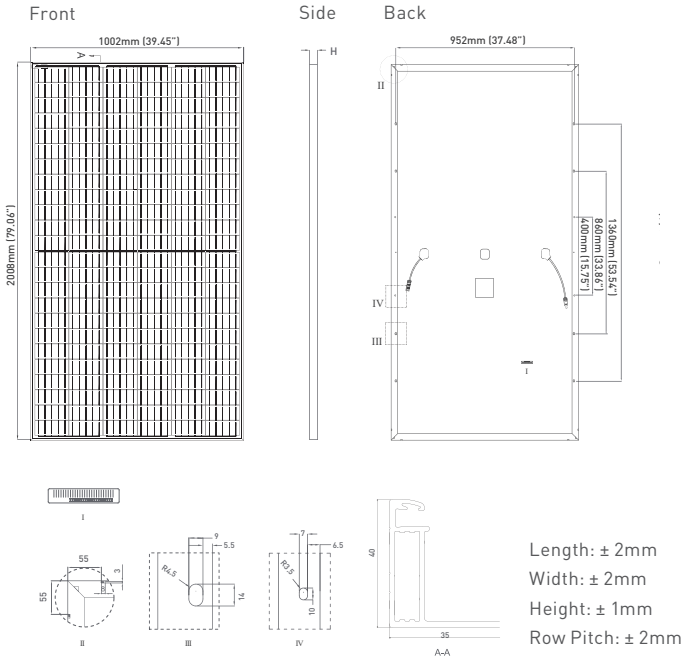
A special film diffuses light, boosting performance even with shading by trees or debris.



Protected Against All Environments

Certified to withstand humidity, heat, rain, marine environments, wind, hailstorms, and packed snow.

ENGINEERING DRAWINGS



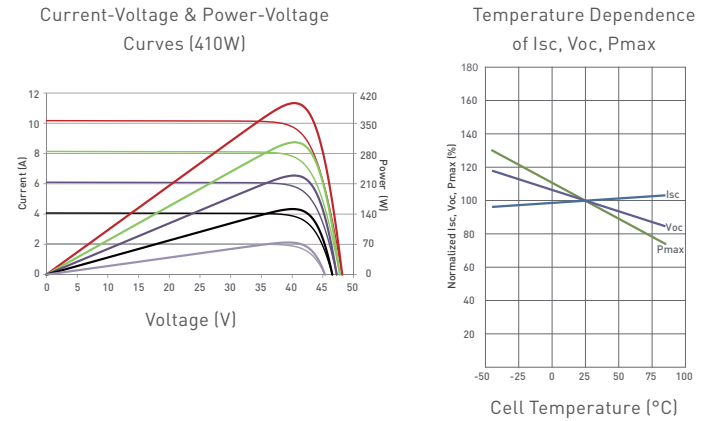
MECHANICAL CHARACTERISTICS

Cells	Mono PERC Diamond Cell (158.75x158.75mm)
No. of Half Cells	144 (6x24)
Dimensions	2008x1002x40mm (79.06x39.45x1.57in)
Weight	22.5kg (49.6lbs)
Front Glass	3.2mm, Anti-Reflection Coating High Transmission, Low Iron, Tempered Glass
Frame	Anodized Aluminum Alloy
Junction Box	IP67 Rated
Output Cables	12 AWG, 1400mm (55.12in) or Customized Length
Fire Type	Type 1
Pressure Rating	5400Pa (Snow) & 2400Pa (Wind)

TEMPERATURE CHARACTERISTICS

Temperature Coefficients of Pmax	-0.35%/°C
Temperature Coefficients of Voc	-0.29%/°C
Temperature Coefficients of Isc	0.048%/°C
Nominal Operating Cell Temperature (NOCT)	45 \pm 2°C

ELECTRICAL PERFORMANCE & TEMPERATURE DEPENDENCE



MAXIMUM RATINGS

Operating Temperature (°C)	-40°C~+85°C
Maximum System Voltage	1500VDC (UL and IEC)
Maximum Series Fuse Rating	20A

PACKAGING CONFIGURATION

(Two pallets = One stack)
27pcs/pallet, 54pcs/stack, 594pcs/40'HQ Container

ELECTRICAL CHARACTERISTICS

Module Type	JKM390M-72HL-V		JKM395M-72HL-V		JKM400M-72HL-V		JKM405M-72HL-V		JKM410M-72HL-V	
	STC	NOCT	STC	NOCT	STC	NOCT	SCT	NOCT	SCT	NOCT
Maximum Power (Pmax)	390Wp	294Wp	395Wp	298Wp	400Wp	302Wp	405Wp	306Wp	410Wp	310Wp
Maximum Power Voltage (Vmp)	41.1V	39.1V	41.4V	39.3V	41.7V	39.6V	42.0V	39.8V	42.3V	40.0V
Maximum Power Current (Imp)	9.49A	7.54A	9.55A	7.60A	9.60A	7.66A	9.65A	7.72A	9.69A	7.76A
Open-circuit Voltage (Voc)	49.3V	48.0V	49.5V	48.2V	49.8V	48.5V	50.1V	48.7V	50.4V	48.9V
Short-circuit Current (Isc)	10.12A	8.02A	10.23A	8.09A	10.36A	8.16A	10.48A	8.22A	10.60A	8.26A
Module Efficiency STC (%)	19.38%		19.63%		19.88%		20.13%		20.38%	

*STC: ☀ Irradiance 1000W/m² 🌡 Cell Temperature 25°C ☁ AM = 1.5
NOCT: ☀ Irradiance 800W/m² 🌡 Ambient Temperature 20°C ☁ AM = 1.5 🌬 Wind Speed 1m/s

*Power measurement tolerance: $\pm 3\%$

The company reserves the final right for explanation on any of the information presented hereby. JKM390-410M-72HL-V-A3-US

BUILDING YOUR TRUST IN SOLAR. [JINKOSOLAR.US](https://www.jinkosolar.us)

