



THE MOST DEPENDABLE SOLAR PRODUCT

EAGLE 72HM G2

395-415 WATT • MONO PERC HALF-CELL MODULE

Positive power tolerance of 0~+3%

- NYSE-listed since 2010, Bloomberg Tier 1 manufacturer
- Top performance in the strictest 3rd party labs
- Automated manufacturing utilizing artificial intelligence
- Vertically integrated, tight controls on quality
- Premium solar module factory in Jacksonville, Florida

KEY FEATURES



Diamond Half-Cell Technology

World-record breaking efficient mono PERC half-cell solar cells deliver high power in a small footprint.



Thick and Tough

Fire Type 1 rated module engineered with a thick frame, 3.2mm front side glass, and thick backsheet for added durability.



Shade Tolerant

Twin array design allows continued performance even with shading by trees or debris.



Power Boost in Cloudy Conditions

A special film diffuses light, boosting performance even with shading by trees or debris.



Protected Against All Environments

Certified to withstand humidity, heat, rain, marine environments, wind, hailstorms, and packed snow.



Warranty

25-year product and 25-year linear power warranty.



- ISO9001:2008 Quality Standards
- ISO14001:2004 Environmental Standards
- IEC61215, IEC61730 certified products

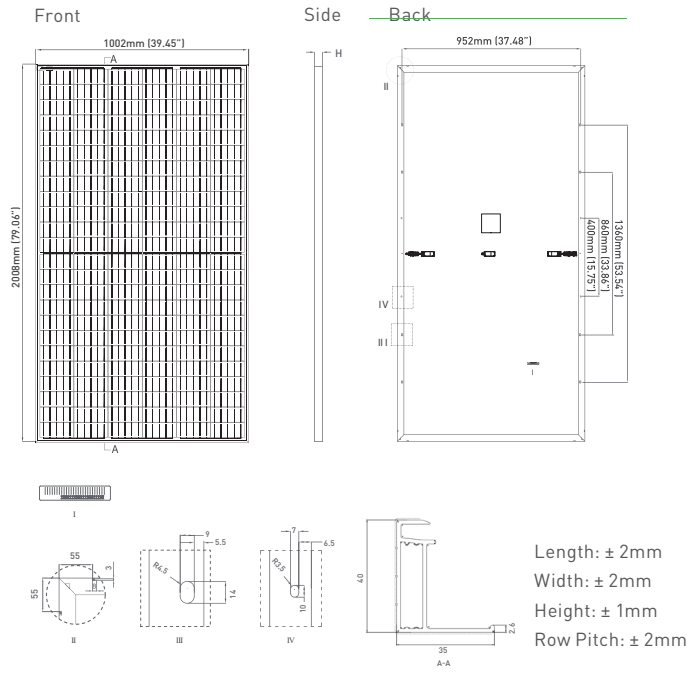
- OHSAS18001 Occupational Health & Safety Standards
- UL1703/61730 certified products



BUILDING YOUR TRUST IN SOLAR. WWW.JINKOSOLAR.US



ENGINEERING DRAWINGS



MECHANICAL CHARACTERISTICS

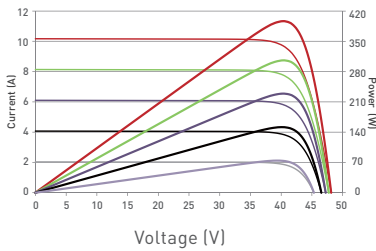
Cells	Mono PERC Diamond Cell (158.75 x 158.75mm)
No. of Half Cells	144 (6 x 24)
Dimensions	2008 x 1002 x 40mm (79.06 x 39.45 x 1.57in)
Weight	22.5kg (49.6lbs)
Front Glass	3.2mm, Anti-Reflection Coating High Transmission, Low Iron, Tempered Glass
Frame	Anodized Aluminum Alloy
Junction Box	IP67 Rated
Output Cables	12 AWG, 1400mm (55.12in)
Fire Type	Type 1
Pressure Rating	5400Pa (Snow) & 2400Pa (Wind)
Hailstone Test	50mm Hailstones at 35m/s

TEMPERATURE CHARACTERISTICS

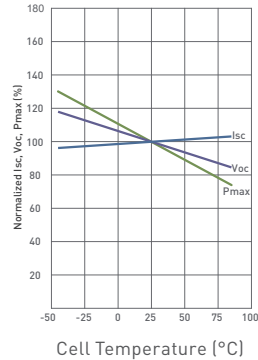
Temperature Coefficients of Pmax	-0.35%/°C
Temperature Coefficients of Voc	-0.29%/°C
Temperature Coefficients of Isc	0.048%/°C
Nominal Operating Cell Temperature (NOCT)	45 \pm 2°C

ELECTRICAL PERFORMANCE & TEMPERATURE DEPENDENCE

Current-Voltage & Power-Voltage Curves (415W)



Temperature Dependence of Isc, Voc, Pmax



MAXIMUM RATINGS

Operating Temperature (°C)	-40°C~+85°C
Maximum System Voltage	1500VDC (UL and IEC)
Maximum Series Fuse Rating	20A

PACKAGING CONFIGURATION

(Two pallets = One stack)
27pcs/pallet, 54pcs/stack, 594pcs/40'HQ Container

WARRANTY

25-year product and 25-year linear power warranty

1st year degradation not to exceed 2.5%, each subsequent year not to exceed 0.6%, minimum power at year 25 is 83.1% or greater.

ELECTRICAL CHARACTERISTICS

Module Type	JKM395M-72HL-V		JKM400M-72HL-V		JKM405M-72HL-V		JKM410M-72HL-V		JKM415M-72HL-V	
	STC	NOCT	STC	NOCT	SCT	NOCT	SCT	NOCT	SCT	NOCT
Maximum Power (Pmax)	395Wp	291Wp	400Wp	294Wp	405Wp	298Wp	410Wp	302Wp	415Wp	305Wp
Maximum Power Voltage (Vmp)	39.90V	37.4V	40.16V	37.6V	40.42V	37.8V	40.68V	38.0V	40.93V	38.18V
Maximum Power Current (Imp)	9.90A	7.77A	9.96A	7.82A	10.02A	7.88A	10.08A	7.94A	10.14A	8.00A
Open-circuit Voltage (Voc)	48.8V	46.0V	49.1V	46.2V	49.4V	46.5V	49.6V	46.7V	49.9V	47.0V
Short-circuit Current (Isc)	10.54A	8.51A	10.61A	8.57A	10.69A	8.63A	10.76A	8.69A	10.82A	8.74A
Module Efficiency STC (%)	19.63%		19.88%		20.13%		20.38%		20.63%	

*STC: ☀ Irradiance 1000W/m²
 NOCT: ☀ Irradiance 800W/m²

🌡 Cell Temperature 25°C
 🌡 Ambient Temperature 20°C

☁ AM = 1.5
 ☁ AM = 1.5 🌬 Wind Speed 1m/s

*Power measurement tolerance: $\pm 3\%$

The company reserves the final right for explanation on any of the information presented hereby. JKM395-415M-72HL-V-A5-US

BUILDING YOUR TRUST IN SOLAR. WWW.JINKOSOLAR.US

